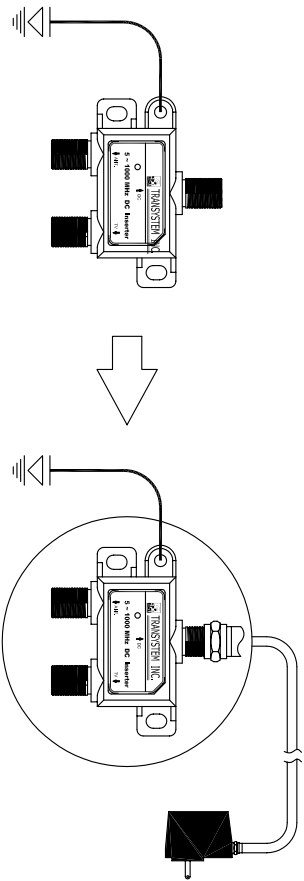




POWER INSERTER INSTALLATION GUIDE

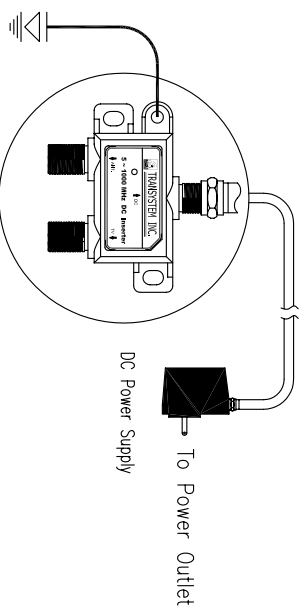
Step 1 :

Connect the case to the ground.
Connect the power connector of power supply to "DC" port.



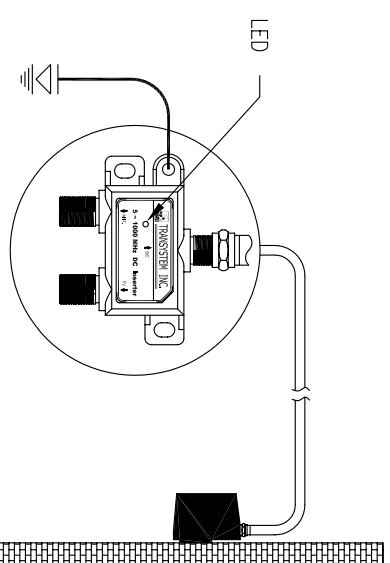
Step 2 :

Plug the power supply to the power outlet.



Step 3 :

Please check if the power indicator is on (RED).



Step 4 :

Connect the cables to Ant port and TV port.

